

ParisTech

#Cooperate #Innovate #Share

APPLYING TO THE PARISTECH INTERNATIONAL ADMISSION PROGRAM

Application file

- September 2020 -



APPLICATION'S STEPS

1. Opening an application file
2. Checking your application file
3. Filling your file
4. The jury checks if you are eligible
5. You are invited to sit in the scientific test
6. Checking if the referrals were uploaded
7. You are invited to an interview (or not)
8. You are pre-selected (or not) after the interview
9. Ranking the schools (after the interview)
10. You are admitted (or not)
11. Accepting/Refusing the admission offer
12. Contacting the president of ParisTech's jury

OPENING AN APPLICATION FILE



PICKING THE RIGHT COUNTRY

ParisTech International Admission Program

Please choose the country in which you are currently an undergraduate student or from which you graduated within the past two years.

Argentina

Brazil

China

Colombia

Russia

SAVE

1

Pick the country from which you are applying to the ParisTech International Admission Program

2

Validate here

<https://admissions.paristech.fr>

IDENTIFICATION

ParisTech

Welcome to the ParisTech International Admission Program Platform.

You chose to apply to **Argentina.**

Civility* ☒ Mrs. ☐ Mr.

First name* Oates

Last name* Joyce Carol

Email *

Email confirmation *

We need your email address to send you an authentication token, that will enable you to access your account.

Once you have validated this page, you will receive an email with your token: please save the email and the token carefully.

You can edit and modify your data, upload your documents gradually, check what is already validated, or see the modifications made by the admission board.

Nota: The authentication token is valid for 1 month, but you can request a new one at any time.

SUBMIT

1

Check you picked the right country

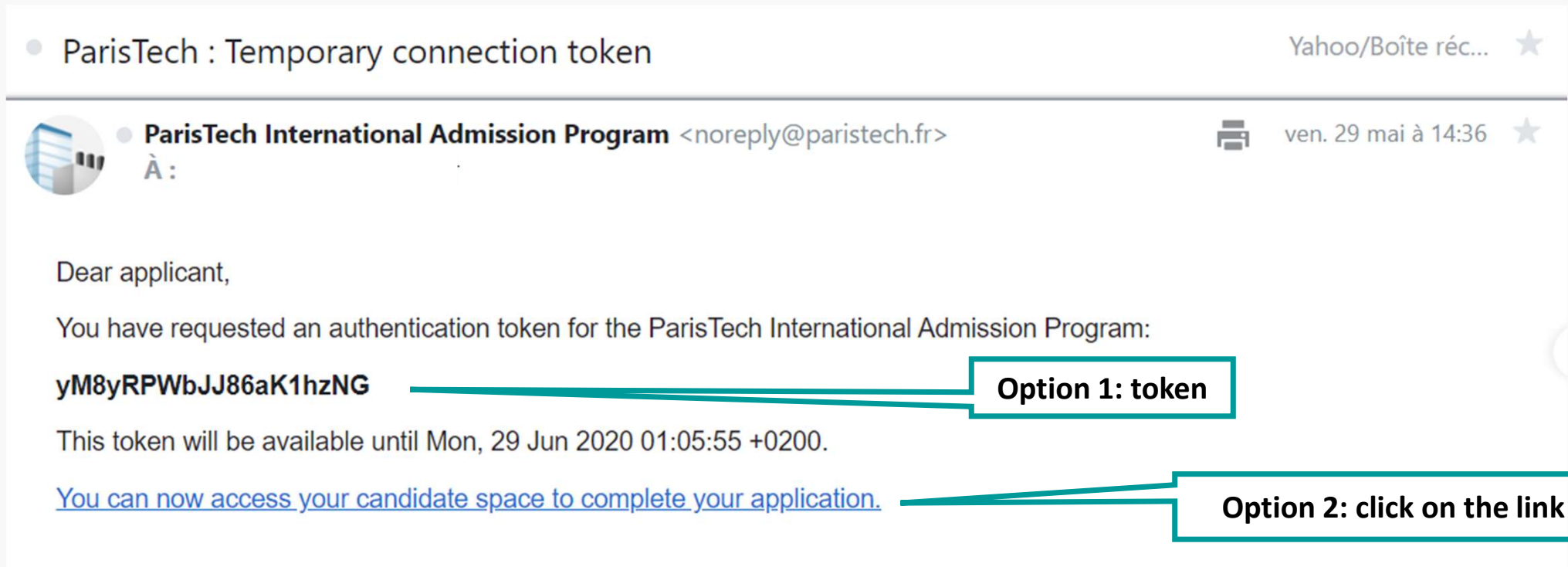
2

Identification

3

Submit your registration request

PARISTECH CONFIRMS YOUR PRE-REGISTRATION

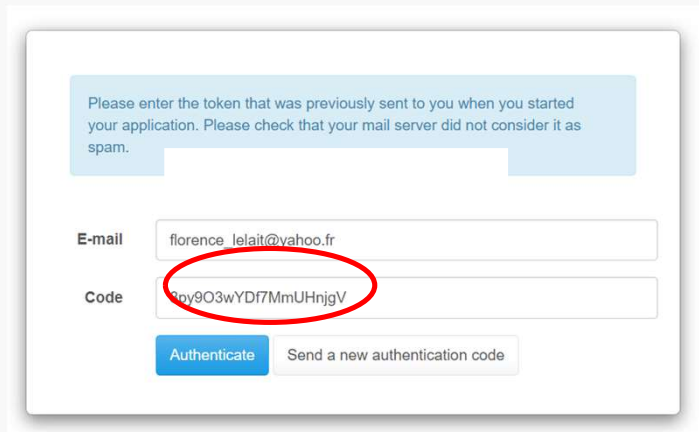


Check the spams if you didn't receive this email.

Keep this email during the entire application process: it's the only place where you have the link to access to your application file.

OPEN YOUR APPLICATION FILE

Option 1: Copy and paste the token you received in the confirmation email

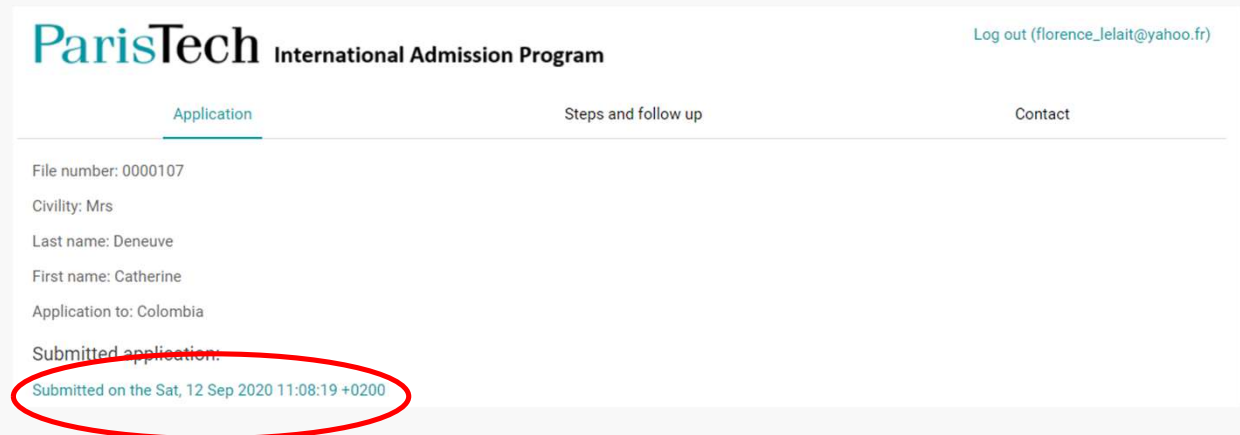


Please enter the token that was previously sent to you when you started your application. Please check that your mail server did not consider it as spam.

E-mail:

Code:

Option 2 : Click on the link in the confirmation email to directly access your candidate space.



ParisTech International Admission Program

Log out (florence_lelait@yahoo.fr)

Application Steps and follow up Contact

File number: 0000107

Civility: Mrs

Last name: Deneuve

First name: Catherine

Application to: Colombia

Submitted application:

Submitted on the Sat, 12 Sep 2020 11:08:19 +0200

PARISTECH SENDS YOUR FILE NUMBER



Keep the file number preciously. You will need it for the scientific test and the interview.

CHECKING YOUR APPLICATION FILE



CHECKING YOUR FILE

The screenshot shows the ParisTech International Admission Program interface. At the top right is a 'Log out' link. Below the header, there are three navigation tabs: 'Application' (circled in red), 'Steps and follow up', and 'Contact'. The main content area displays the following information:

- File number: 0000107
- Civility: Mrs
- Last name: Deneuve
- First name: Catherine
- Application to: Colombia
- Submitted application: Submitted on the Sat, 12 Sep 2020 11:08:19 +0200 (circled in red)

A teal callout box with an arrow pointing to the 'Submitted application' link contains the text: **Click on this link to access your file**.

A teal-bordered box at the bottom contains the text: **You cannot access any more to your file after the application deadline.**

CHECKING WHICH STEP YOU ARE AT

1. Online application filled
2. File approved by the jury
3. Written test
4. Interview
5. Selection
6. Admission
7. Confirmation

You have submitted your online application form for the ParisTech International Admission Program.

There will be several steps possible before the announcement of the final admission to one ParisTech engineering school.

- Online application form completed and submitted by candidate.
- Online application form received by ParisTech.
- Application is either approved or not by ParisTech.
- If approved, you will be called for the scientific test.
- If you are successful, you will be asked to take an interview with the relevant ParisTech jury.
- After the interview, if successful, you will be preselected by one or several ParisTech schools.
- If you are preselected, you will be requested to rank the schools by order of preference.
- The jury will then decide if you are admitted or not, and in which school you are admitted.
- You will then have 7 days to either accept or refuse the offer.

The button becomes green when you are successful at each step

FILLING YOUR APPLICATION FILE



PERSONAL INFORMATION

ParisTech International Admission Program

Personal information

Civility*	<input type="radio"/> Mrs. <input checked="" type="radio"/> Mr.
First name*	Catherine
Last name*	Deneuve
Date of birth*	12/09/1956
City of birth*	Cherbourg
Country of birth*	France
Marital status*	<input checked="" type="radio"/> Single <input type="radio"/> Married
Nationality 1*	Colombian
Nationality 2	Argentine
Messaging ID (Skype...)	@diego
Current address*	Rue des Lilas
Further address details	
Postal code*	75019
City*	Carthagena
State/Province	
Country*	Colombia
Mobile phone number*	+50 20202

☒ I agree with the following statement: *

The information requested in this form is mandatory, and will be subjected to data processing for the purpose of your application. The recipient of the data is the Academic office. In compliance with French Data Protection Act no. 78-17 of 6 January 1978, as later amended, you have the right to access, modify, rectify and delete your individual data available online. To do so, please contact argentina-admission@paristech.fr

Tick the box if you want to pursue completing the application file

CURRENT DEGREE

Current degree

Expected year/month of graduation * 12/09/2020

Name of graduation university * Universidad de Los Andes (Bogota)

Name of graduation university If your university is not listed above, please write down its name here.

Faculty or department * Management

Degree currently pursued * ☒ Bachelor of Science
☐ Bachelor of Engineering
☐ Bachelor
☐ Master of Science
☐ Master of Engineering
☐ Master
☐ Other :

Number of semesters completed (by the time of the application deadline) * 3

Please indicate the field - current degree * Chemical engineering

Major * economics

Current year - list of main subjects studied * environment - statistics

Exam center

Exam center * Please select the center you wish to take the written exam at
Online test

☒ I certify that I will have an appropriate internet connection for the online test and the interview(s). I certify on my honor that I will not use any material, nor communicate with someone else during the online test.

SAVE AS DRAFT

NEXT

Enter « Online test »



STUDIES AT HOME UNIVERSITY - RANKINGS

Studies at home university

Rankings

Overall GPA for the last three years *	95	/ 100	<input type="checkbox"/> None
Overall ranking / students in faculty or department for the last three years *	1	/ 200	<input type="checkbox"/> None
Overall ranking / students in speciality for the last three years *	1	/ 200	<input type="checkbox"/> None
Year 3 Overall GPA *	90	/ 100	<input type="checkbox"/> None
Year 3 ranking / students in faculty or department *	2	/ 250	<input type="checkbox"/> None
Year 3 ranking / students in speciality *	1	/ 250	<input type="checkbox"/> None
Year 2 Overall GPA *	98	/ 100	<input type="checkbox"/> None
Year 2 ranking / students in faculty or department *	2	/ 300	<input type="checkbox"/> None
Year 2 ranking / students in speciality *	3	/ 300	<input type="checkbox"/> None
Year 1 Overall GPA *	100	/ 100	<input type="checkbox"/> None
Year 1 ranking / students in faculty or department *	1	/ 450	<input type="checkbox"/> None
Year 1 ranking / students in speciality *	1	/ 450	<input type="checkbox"/> None

STUDIES AT HOME UNIVERSITY – AWARD & NATIONAL/UNIVERSITY ADMISSION

Award	
Award	<input type="text" value="award deneuve"/>
National / University admission	
Have you passed the national university entrance exam? *	<input type="radio"/> Yes <input checked="" type="radio"/> No
Date	<input type="text"/>
Institution where you passed your examination	<input type="text"/>
Ranking *	<div>My own ranking / Number of participants</div> <div><input type="text"/> / <input type="text"/> <input checked="" type="checkbox"/> None</div>
Score *	<div>Your total score / Maximum score</div> <div><input type="text"/> / <input type="text"/> <input checked="" type="checkbox"/> None</div>

SCIENTIFIC PROJECT / HOBBIES ...

Scientific project

Number of months

Please briefly describe your Scientific project (role, date, missions you were assigned and you completed)

Hobbies and extra curricular activities

Hobbies and extra curricular activities

Additional information

Additional information Add any other information you would like the Jury to know to evaluate your application

PREVIOUS SAVE AS DRAFT NEXT

FOREIGN LANGUAGES

Foreign languages

[Consult here the levels of language](#)

- English level *
- ☐ C2 - Mastery Level
 - ☐ C1 - Autonomous Level : for a regular use in different contexts of reasonable difficulty
 - ☒ B2 - Advanced or Independent Level
 - ☐ B1 - Threshold Level
 - ☐ A2 - Intermediary Level
 - ☐ A1 - Discovery or Introductory Level

- English test
- ☐ TOEFL
 - ☐ IELTS
 - ☐ TOEIC
 - ☐ Cambridge Certificate

English test score

- French level *
- ☐ C2 - Mastery Level
 - ☐ C1 - Autonomous Level : for a regular use in different contexts of reasonable difficulty
 - ☒ B2 - Advanced or Independent Level
 - ☐ B1 - Threshold Level
 - ☐ A2 - Intermediary Level
 - ☐ A1 - Discovery or Introductory Level
 - ☐ I do not know any French

- French test
- ☐ TCF/TEF
 - ☐ DELF/DALF

French Test score

Language 3

Level

Language 4

Level

Reminder:

French is not compulsory when you apply. But you will have to learn French before coming to France if you are admitted.

SCIENTIFIC PROJECT & HOBBIES

Scientific project	
Number of months	2
Please briefly describe your Scientific project (role, date, missions you were assigned and you completed)	scientific project description David Lodge
Hobbies and extra curricular activities	
Hobbies and extra curricular activities	tennis, handball
Additional information	
Additional information	Add any other information you would like the Jury to know to evaluate your application
<div>PREVIOUS</div> <div>SAVE AS DRAFT</div> <div>NEXT</div>	

DOMAINS & SCHOOLS OF INTEREST AT PARISTECH

Domains & Schools of interest at ParisTech

Domain of interest

Domain 1 * Please choose at least one domain

Domain 2

Domain 3

Schools of interest

Schools of interest (more than one
choice possible) *

Even if you choose only one or two ParisTech schools here, all of them will examine your file.

RECOMMENDATION LETTERS

Recommendation letters

Please note your referrals will be automatically contacted as soon as you submit your application. The automatical email will be sent only in your first submission of application.

Please provide contact information for your first referee

Civility * No value

First name *

Last name *

Email *

Email confirmation *

Please provide contact information for your second referee.

Civility * No value

First name *

Last name *

Email *

Email confirmation *

PREVIOUS

SAVE AS DRAFT

NEXT

When you submit your file, each recommendant receives an email inviting him/her to upload a referral on the website. He/She will receives 3 follow-up emails.

You will receive an email when each referral is uploaded.



If you modify the referral after submitting your file, please inform the president of the jury.

FUNDING

Funding

This information will help us prepare your arrival in France. It is not, by any means, a selection criterion.

How do you plan to financially support your stay in France?

- ☐ Own/Family
- ☐ Scholarship from my government
- ☐ Scholarship from a business

Other

Do you need to apply to a fellowship?

Do you need to apply for a fellowship ? No value

Which one?

Please indicate your current funding sources for your studies

- Current situation
- ☐ Own/Family
 - ☐ Scholarship from my government
 - ☐ Scholarship from a business

Other

- Situation
- ☐ Student
 - ☐ Employee
 - ☐ Independant
 - ☐ Jobseeker
 - ☐ Other

LIFE EXPERIENCE

Life experience

Do you have any experience living without
your family ? Please precise.

Do you have any overseas experience
(studies, trips) ? Please precise.

DOCUMENTS

You submit your application file. The two recommendants receives an email.

Mandatory documents

Identity photo *	UPLOAD A FILE
Resume (max. 2 pages) *	UPLOAD A FILE
Academic transcripts (in English) *	UPLOAD A FILE
Passport or identification document *	UPLOAD A FILE
Professional project letter *	UPLOAD A FILE
Ranking certificate *	If you don't have any certificate, please upload a file with the mention "My university does not provide rankings" or "The ranking is already included in the academic transcripts delivered by my university"
	UPLOAD A FILE

Additional documents

Foreign language certificate - French	UPLOAD A FILE
Foreign language certificate - English	UPLOAD A FILE
Scientific award	If you have received a prize, an award, you can include it here.
	UPLOAD A FILE

Comments

You may save your application at any time. Once your application is complete, please click on Submit, otherwise it will not be proceeded by the ParisTech Admission Team. You can always change your application – even if it has been submitted – until the submission deadline.

If you change any information after submission, you have to submit your application again.

PREVIOUS

SAVE AS DRAFT

SUBMIT

If your university doesn't deliver any ranking, upload a file with this explanation.

If you don't have any academic transcript for the last semester, upload the last academic transcript you have. You can give some explanations in « Comments ».

If you modify anything after submitting your application file, you must submit your file again so that all modifications are registered.

SUMMARY OF YOUR APPLICATION

Til the application deadline: 30/9

ParisTech International Admission Program [Log out](#)

[Application](#) [Steps and follow up](#) [Contact](#)

File number: 0000037
Civility: Mr
Last name: LODGE
First name: David
Application to: Argentina
Submitted application:
Submitted on the Wed, 27 May 2020 19:37:40 +0200

Referrals:

First name: Donald Last name: TRUMP Request for referral: Request for a referral sent
First name: Angela Last name: MERKEL Request for referral: Request for a referral sent

You can still modify your file

After 30th September

ParisTech International Admission Program

[Application](#) [Steps and follow up](#)

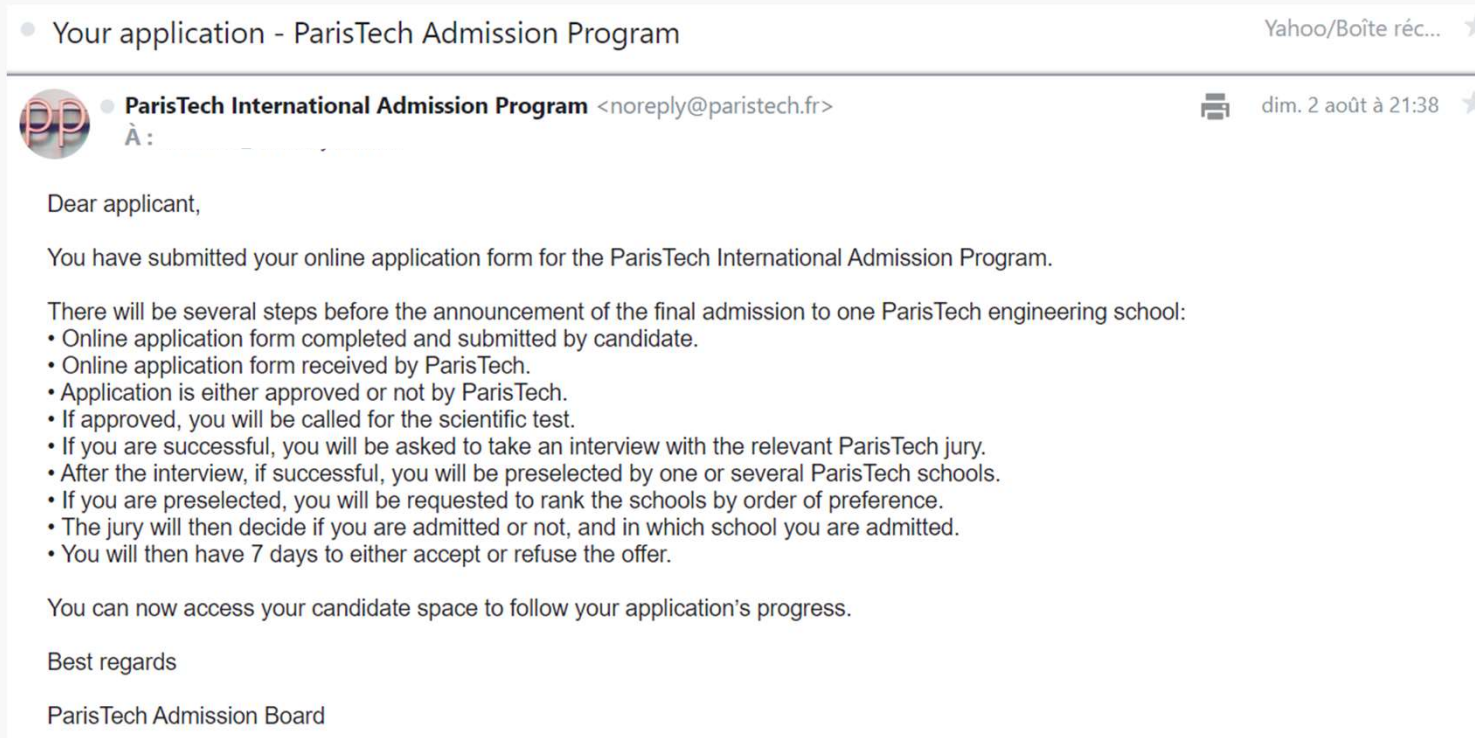
File number: 0000107
Civility: Mrs
Last name: Deneuve
First name: Catherine
Application to: Colombia
Submitted application:
Submitted on the Sat, 12 Sep 2020 11:08:19 +0200

Referrals:

First name: François Last name: TRUFFAUT Request for referral: Request for a referral sent
First name: Claude Last name: SAUTET Request for referral: Request for a referral sent

You cannot modify your file anymore

ONCE YOU SUBMIT YOUR FILE, YOU WILL RECEIVE A CONFIRMATION EMAIL



THE JURY CHECKS IF YOU ARE ELIGIBLE

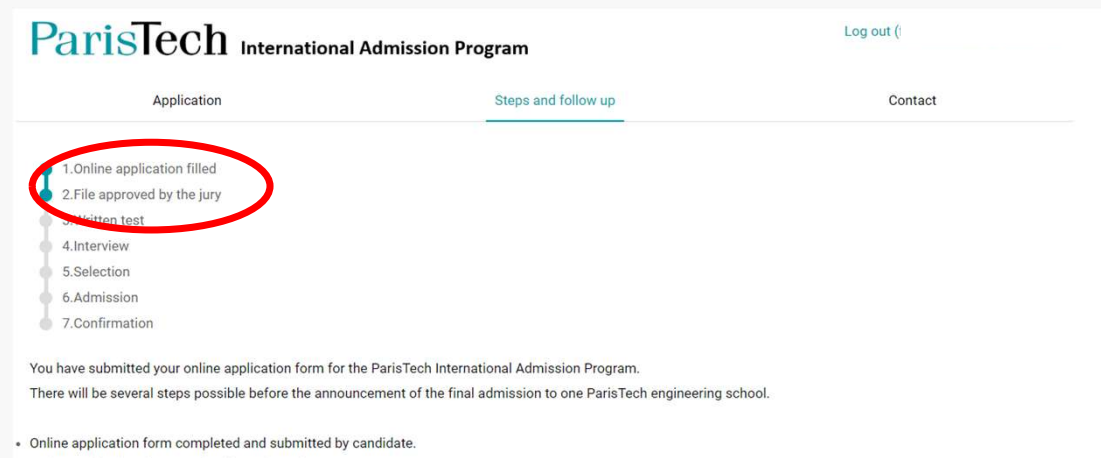
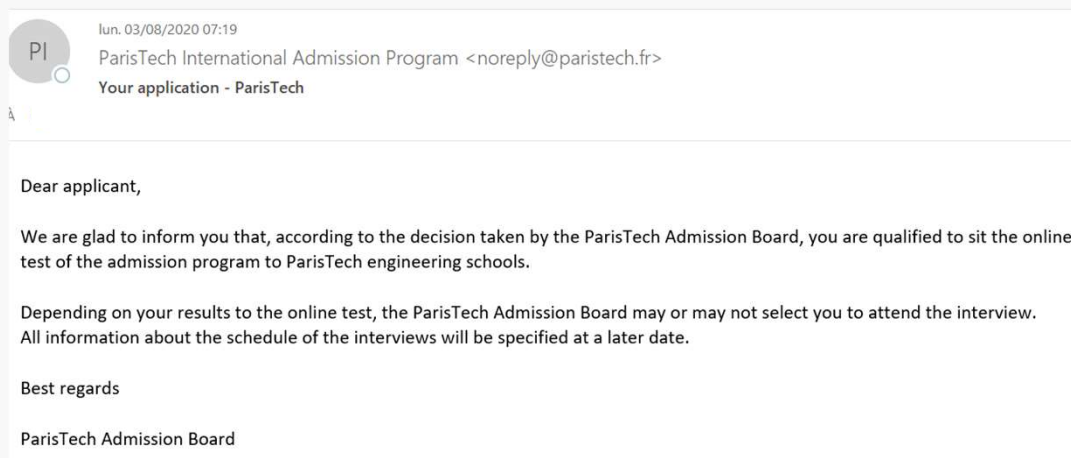


YOU ARE ÉLIGIBLE



Email sent to the eligible candidate

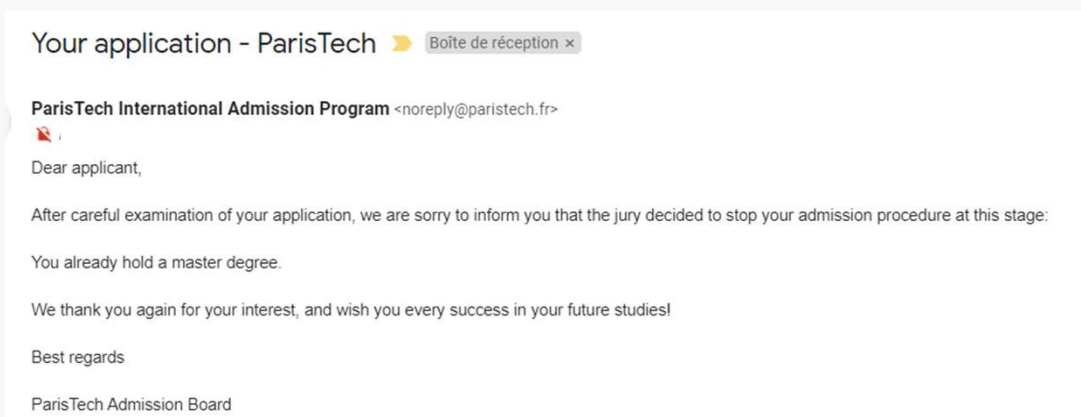
In your file



YOU ARE NOT ELIGIBLE



Email sent to the ineligible candidate



Why are you ineligible?

Your application file is not completed

Your profile does not match with the programme (science & engineering)

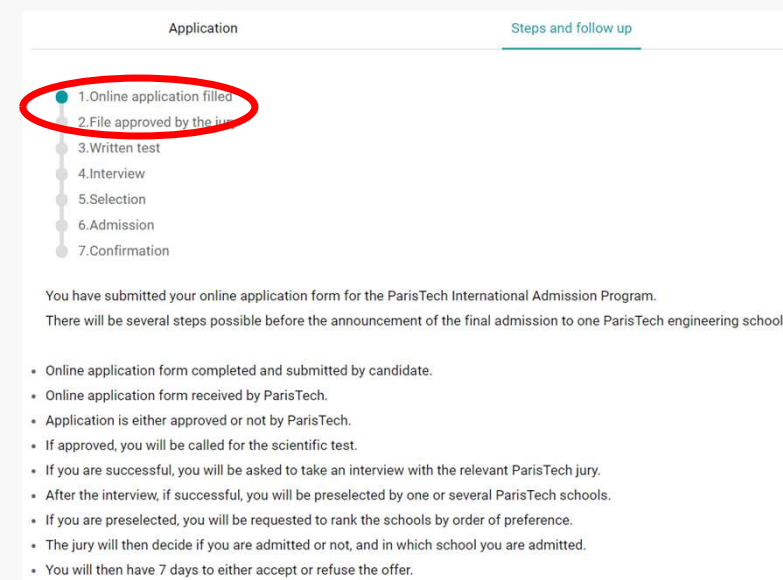
You already hold a master degree

Your records do not meet the excellence criteria required for the program

Your application do not meet the cutting level set by the ensemble of the other candidates

Your university is not partner of ParisTech

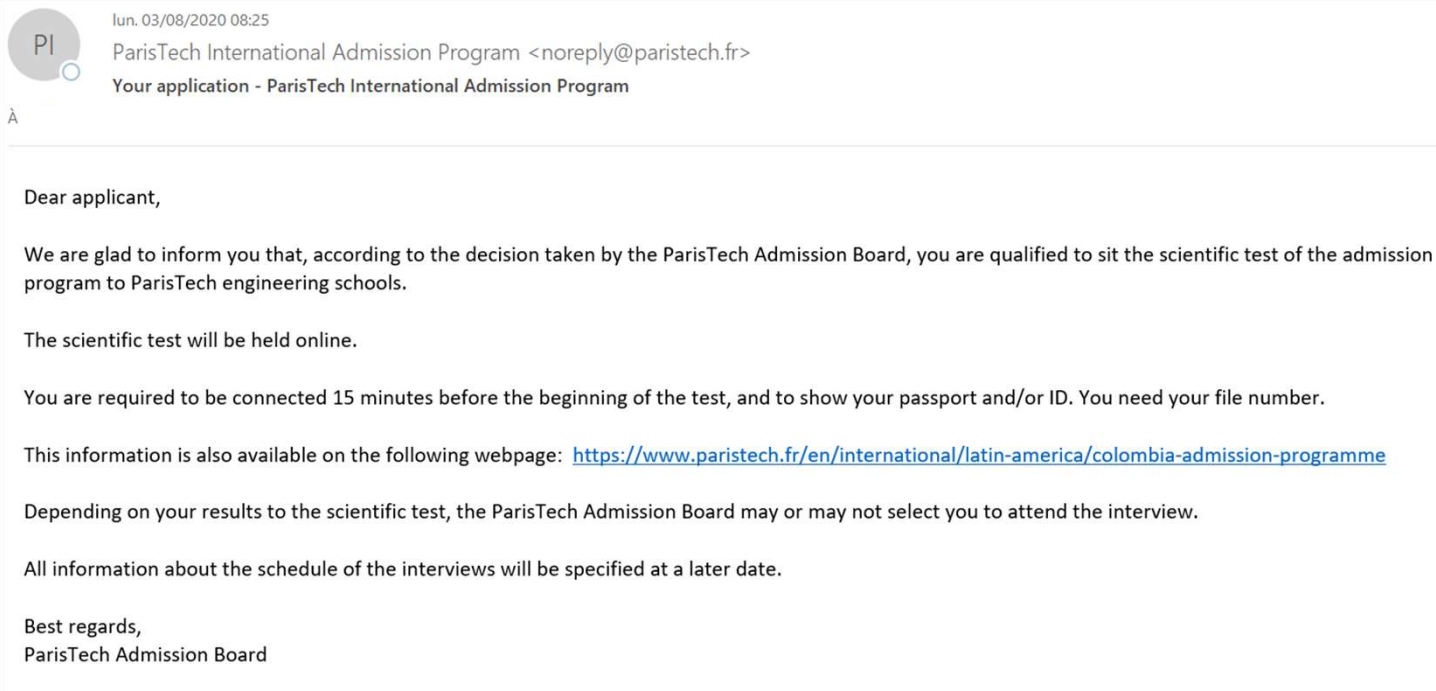
Your file remains unchanged



YOU ARE INVITED TO SIT IN THE SCIENTIFIC TEST



YOU ARE INVITED TO SIT IN THE SCIENTIFIC TEST



Online test on October 13, 2020

Check time schedule on studywithus website



Mock test on October 7, same time schedule.

Test the connection and the access to the Moodle platform.
Test some scientific questions.
Duration: 30 mn

THE INVITATION IS REGISTERED IN YOUR FILE

ParisTech International Admission Program Log out

Application Steps and follow up Contact

File number: 0000037

Civility: Mr

Last name: LODGE

First name: David

Application to: Argentina

Submitted application:

Submitted on the Wed, 27 May 2020 19:37:40 +0200

Referrals:

First name: Donald

Last name: TRUMP

Request for referral: Request for a referral sent

First name: Angela

Last name: MERKEL

Request for referral: Request for a referral sent

Written Test:

Date: 2020/09/15

ParisTech International Admission Program Log out

Application Steps and follow up

1. Online application filled
2. File approved by the jury
3. Written test
4. Interview
5. Selection
6. Admission
7. Confirmation

You have submitted your online application form for the ParisTech International Admission Program.

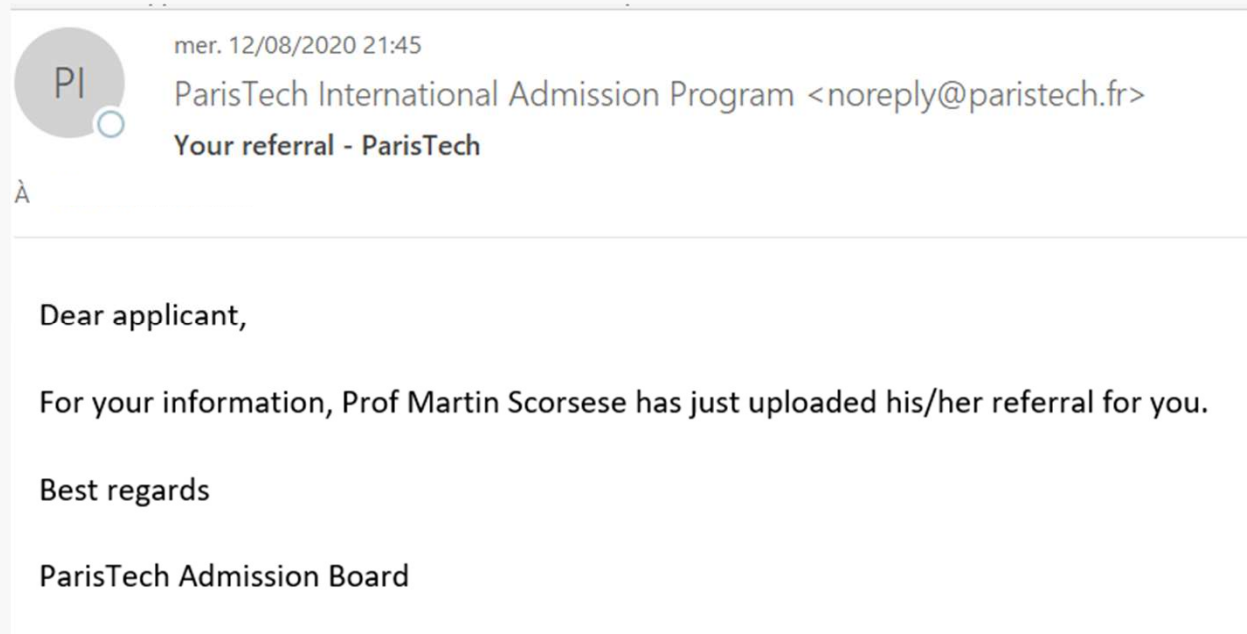
There will be several steps possible before the announcement of the final admission to one ParisTech engineering school.

- Online application form completed and submitted by candidate.
- Online application form received by ParisTech.
- Application is either approved or not by ParisTech.
- If approved, you will be called for the scientific test.
- If you are successful, you will be asked to take an interview with the relevant ParisTech jury.
- After the interview, if successful, you will be preselected by one or several ParisTech schools.
- If you are preselected, you will be requested to rank the schools by order of preference.
- The jury will then decide if you are admitted or not, and in which school you are admitted.
- You will then have 7 days to either accept or refuse the offer.

CHECKING IF THE REFERRALS WERE UPLOADED



YOU WILL RECEIVE A CONFIRMATION EMAIL WHEN ONE OF YOUR RECOMMENDANTS SENDS US A REFERRAL



CHECKING IF THE REFFERALS WERE RECEIVED

Application Steps and follow up

File number: 0000066

Civility: Mr

Last name: Borges

First name: Jorge Luis

Application to: Colombia

Submitted application:

Submitted on the Wed, 12 Aug 2020 19:13:48 +0200

Referrals:

First name: Martin
Last name: SCORSESE
Request for referral: Referral received

First name: Wim
Last name: WENDERS
Request for referral: Request for a referral sent

Written Test:

Interview:

Referral received

Referral not uploaded

The recommendants receive 3 follow-up emails. They are invited to upload the referral before you receive the invitation to an interview.

YOU ARE INVITED TO AN INTERVIEW (OR NOT)

YOU ARE INVITED TO AN INTERVIEW



Invitation to the interview

mer. 12/08/2020 21:28
ParisTech International Admission Program <noreply@paristech.fr>
Your admission - Congratulations

Dear applicant,

We are glad to inform you that you have been selected for an interview with the Admission Board of ParisTech Engineering Schools.

The interview will take place online at
on .

For candidates who are currently not in , we will get back to you soon with confirmed details.

The list of students and all information about the schedule of interviews are posted on the following webpage:

You will be required to show your passport or your ID card at the beginning of the interview and to mention your file number.

We wish you good luck with the interview!

Best regards

ParisTech Admission Board

In your file

ParisTech International Admission Program

Application [Steps and follow up](#)

1. Online application filled
2. File approved by the jury
3. Written test
4. Interview
5. Preselection
6. Admission
7. Confirmation

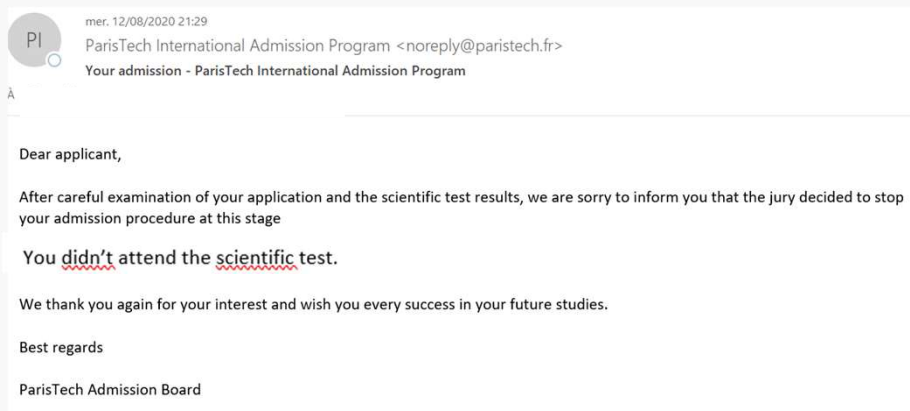
You have submitted your online application form for the ParisTech International Admission Program.
There will be several steps possible before the announcement of the final admission to one ParisTech engineering school.

- Online application form completed and submitted by candidate.
- Online application form received by ParisTech.
- Application is either approved or not by ParisTech.
- If approved, you will be called for the scientific test.
- If you are successful, you will be asked to take an interview with the relevant ParisTech jury.
- After the interview, if successful, you will be preselected by one or several ParisTech schools.
- If you are preselected, you will be requested to rank the schools by order of preference.
- The jury will then decide if you are admitted or not, and in which school you are admitted.
- You will then have 7 days to either accept or refuse the offer.

YOU ARE NOT INVITED TO AN INTERVIEW



Email sent to the candidate after the scientific test

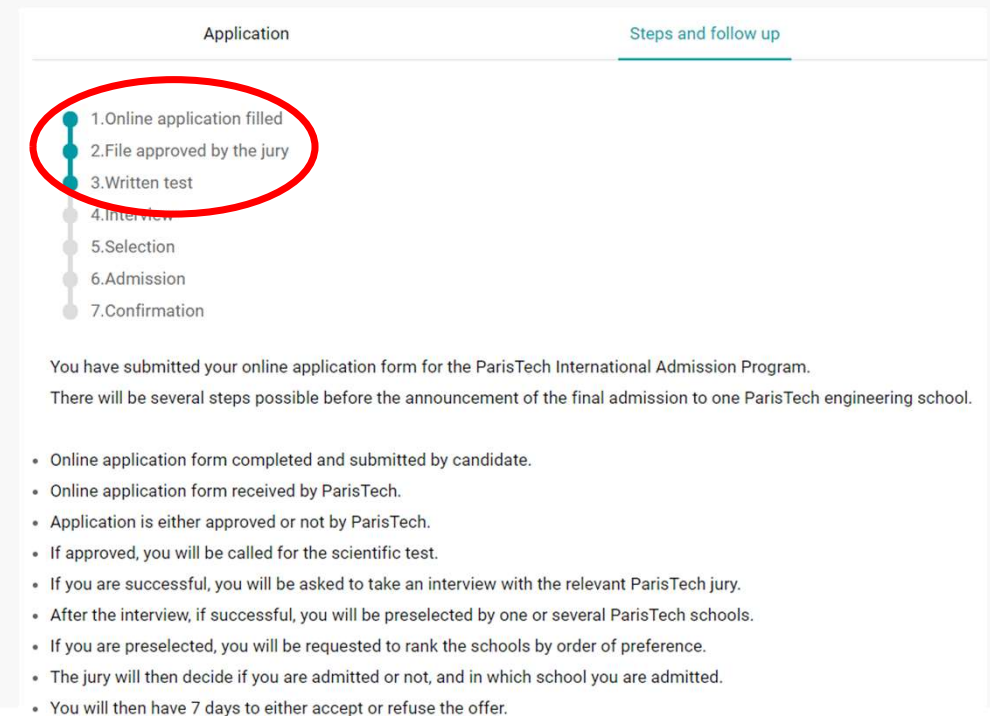


Why are you not invited to the interview?

You didn't attend the scientific test

Your results were insufficient

Your file remains unchanged



YOU ARE PRE-SELECTED AFTER
THE INTERVIEW (OR NOT)



YOU ARE NOT PRE-SELECTED AFTER THE INTERVIEW



Email sent to the candidate who is not pre-selected

Your application - ParisTech Boîte de réception x

ParisTech International Admission Program <noreply@paristech.fr>

13:07 (il y a 2 minutes)

Dear applicant,

After careful examination of your application, we are sorry to inform you that you were not accepted by ParisTech Schools.

The ParisTech Admission procedure is very selective, and the large number of applicants with a good academic level in accordance with our criteria forces us to offer admission only to a selection of candidates.

However, since your academic level is good, we encourage you to look into the Master programs offered by ParisTech Schools for another opportunity to come study in France.

We thank you again for your interest and wish you every success in your future studies!

ParisTech Admission Board

Your file remains unchanged

ParisTech International Admission Program

Application [Steps and follow up](#)

1. Online application filled
2. File approved by the jury
3. Written test
4. Interview
5. Selection
6. Admission
7. Confirmation

You have submitted your online application form for the ParisTech International Admission Program. There will be several steps possible before the announcement of the final admission to one ParisTech engineering school.

- Online application form completed and submitted by candidate.
- Online application form received by ParisTech.
- Application is either approved or not by ParisTech.
- If approved, you will be called for the scientific test.
- If you are successful, you will be asked to take an interview with the relevant ParisTech jury.
- After the interview, if successful, you will be preselected by one or several ParisTech schools.
- If you are preselected, you will be requested to rank the schools by order of preference.
- The jury will then decide if you are admitted or not, and in which school you are admitted.
- You will then have 7 days to either accept or refuse the offer.

YOUR ARE PRE-SELECTED AFTER THE INTERVIEW



Email sent to the pre-selected candidate

PI
dim. 26/07/2020 13:08
ParisTech International Admission Program <noreply@paristech.fr>
Your application - ParisTech

Dear applicant,

We would like to inform you that your application is under consideration by at least one ParisTech's school before the final decision of admission.

Please rank the schools which have chosen you in your personal application platform. If the confirmation has not been made by 30/06/2020, your application will be considered withdrawn.

Please contact us if you have any questions.

ParisTech Admission Board

In your file

Application Steps and follow up

1. Online application filled
2. File approved by the jury
3. Written test
4. Interview
5. Selection
6. Admission
7. Confirmation

You have submitted your online application form for the ParisTech International Admission Program.
There will be several steps possible before the announcement of the final admission to one ParisTech engineering school.

- Online application form completed and submitted by candidate.
- Online application form received by ParisTech.
- Application is either approved or not by ParisTech.
- If approved, you will be called for the scientific test.
- If you are successful, you will be asked to take an interview with the relevant ParisTech jury.
- After the interview, if successful, you will be preselected by one or several ParisTech schools.
- If you are preselected, you will be requested to rank the schools by order of preference.
- The jury will then decide if you are admitted or not, and in which school you are admitted.
- You will then have 7 days to either accept or refuse the offer.

RANKING THE SCHOOLS (AFTER THE INTERVIEW)

IF YOU HAVE BEEN SELECTED AFTER THE INTERVIEW

PI dim. 26/07/2020 13:08
ParisTech International Admission Program <noreply@paristech.fr>
Your application - ParisTech

À Florence LELAIT


Dear applicant,

We would like to inform you that your application is under consideration by at least one ParisTech's school before the final decision of admission.

Please rank the schools which have chosen you in your personal application platform. If the confirmation has not been made by 30/06/2020, your application will be considered withdrawn.

Please contact us if you have any questions.

ParisTech Admission Board

Application	Steps and follow up
 <ol style="list-style-type: none">1. Online application filled2. File approved by the jury3. Written test4. Interview5. Selection6. Admission7. Confirmation	<p>You have submitted your online application form for the ParisTech International Admission Program.</p> <p>There will be several steps possible before the announcement of the final admission to one ParisTech engineering school.</p> <ul style="list-style-type: none">• Online application form completed and submitted by candidate.• Online application form received by ParisTech.• Application is either approved or not by ParisTech.• If approved, you will be called for the scientific test.• If you are successful, you will be asked to take an interview with the relevant ParisTech jury.• After the interview, if successful, you will be preselected by one or several ParisTech schools.• If you are preselected, you will be requested to rank the schools by order of preference.• The jury will then decide if you are admitted or not, and in which school you are admitted.• You will then have 7 days to either accept or refuse the offer.

RANKING THE SCHOOL

ParisTech International Admission Program

Application

Steps and follow up

File number: 0000044

Civility: Mr

Last name: Noureev

First name: Rudolf

Application to: Brazil

Submitted application:

Submitted on the Sat, 25 Jul 2020 17:35:11 +0200

Referrals:

First name: Igor

Last name: TOLSTOI

Request for referral: Request for a referral sent

First name: Leon

Last name: TOLSTOI

Request for referral: Request for a referral sent

Written Test:

Interview:

Rank ParisTech schools:

1 - École des Ponts ParisTech

2 - ESPCI Paris

3 - AgroParisTech

4 - Institut d'Optique

Edit schools ranking

Rank schools

Please rank the ParisTech Schools below. First position = first school you wish to enter Second position = second school you wish to enter etc

+ École des Ponts ParisTech

+ ESPCI Paris

+ Institut d'Optique

+ AgroParisTech

SAVE

2

Slide and drop the schools by order of interest

3

Rank ParisTech schools:

1 - École des Ponts ParisTech

2 - ESPCI Paris

3 - Institut d'Optique

4 - AgroParisTech

Edit schools ranking

1

Click here

You can modify the ranking until the deadline.

! If you don't rank the schools in due time, we will consider you resign and you will not be admitted.

YOU ARE ADMITTED (OR NOT)



YOU ARE ADMITTED



Email to the admitted candidate

PI ParisTech International Admission Program <noreply@paristech.fr>
Your application - ParisTech International Admission Program

Dear applicant,

We are glad to inform you that you are accepted to AgroParisTech!

Please note that you will have until 26/09/2020 midnight to accept the offer of admission in your personal application platform. If the offer has not been accepted by this date, you will be considered withdrawn.

Please contact us if you have any questions.

Best regards

ParisTech Admission Board

In your file

ParisTech International Admission Program

Application Steps and follow up

1. Online application filled
2. File approved by the jury
3. Written test
4. Interview
5. Selection
6. Admission
7. Confirmation

You have submitted your online application form for the ParisTech International Admission Program.

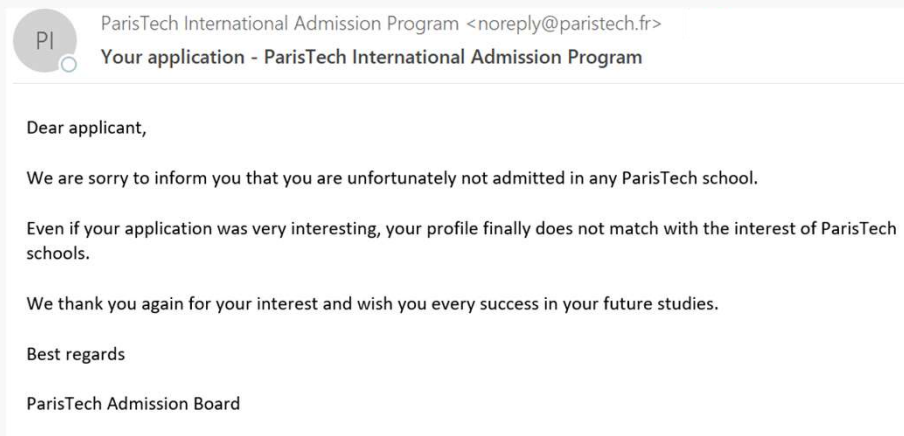
There will be several steps possible before the announcement of the final admission to one ParisTech engineering school.

- Online application form completed and submitted by candidate.
- Online application form received by ParisTech.
- Application is either approved or not by ParisTech.
- If approved, you will be called for the scientific test.
- If you are successful, you will be asked to take an interview with the relevant ParisTech jury.
- After the interview, if successful, you will be preselected by one or several ParisTech schools.
- If you are preselected, you will be requested to rank the schools by order of preference.
- The jury will then decide if you are admitted or not, and in which school you are admitted.
- You will then have 7 days to either accept or refuse the offer.

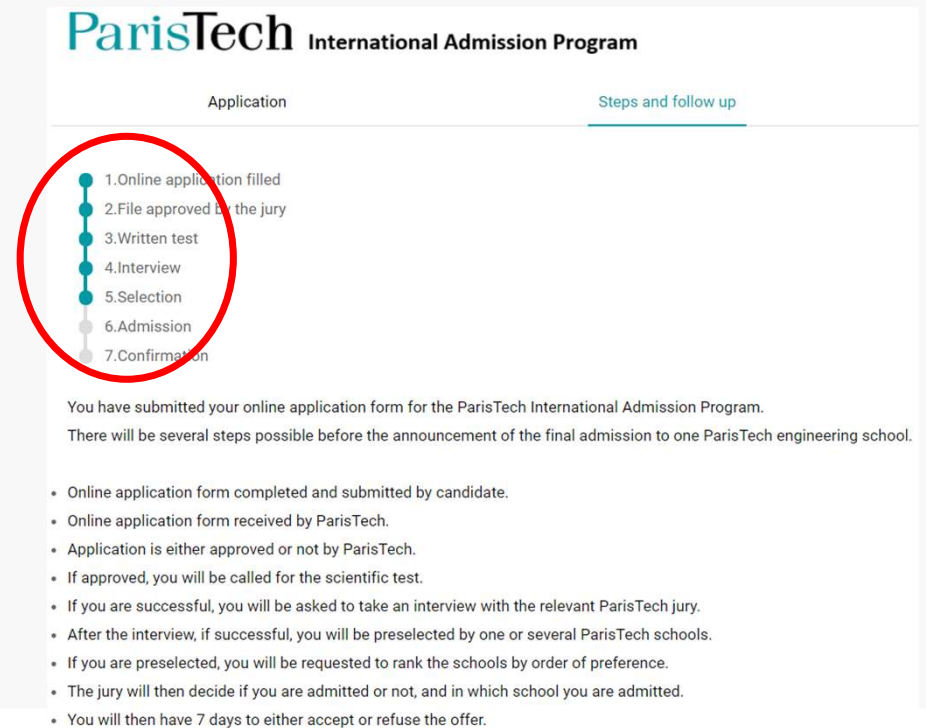
YOU ARE NOT ADMITTED



Email to the candidate who is not admitted



Your file remains unchanged



ACCEPTING/REFUSING THE ADMISSION OFFER

ACCEPTING/REFUSING THE ADMISSION OFFER

ParisTech International Admission Program Log out (

[Application](#) [Steps and follow up](#) [Contact](#)

File number: 0000106
Civility: Mrs
Last name: Coppola
First name: Sofia
Application to: Colombia
Submitted application:
Submitted on the Sat, 12 Sep 2020 10:58:16 +0200
Referrals:
First name: Martin
Last name: SCORSESE
Request for referral: Request for a referral sent
First name: Wim
Last name: WENDERS
Request for referral: Request for a referral sent
Written Test:
Interview:
Rank paritech schools:
0 - AgroParisTech
1 - Chimie ParisTech
2 - Ecole des Ponts ParisTech
3 - ESPCI Paris
4 - Institut d'Optique
5 - MINES ParisTech
[Edit schools ranking](#)
Admission:
You have been admitted to AgroParisTech.
Please click on the link below for confirm your admission
[Confirm your admission](#)

1

Click here to
accept/refuse the offer

Please confirm your
admission: *

☐ Yes
☐ No

SAVE

2

Confirm (or refuse) your
admission

Save your answer

3

YOU CAN STILL CHANGE YOUR MIND UNTIL THE DEADLINE!

Accepting the offer

1 - Chimie ParisTech

2 - École des Ponts ParisTech

3 - ESPCI Paris

4 - Institut d'Optique

5 - MINES ParisTech

[Edit schools ranking](#)

Admission:

You have confirmed your admission to AgroParisTech

[Confirm your admission](#)

You can modify your answer til the confirmation deadline.

Refusing the offer

3 - ESPCI Paris

4 - Institut d'Optique

5 - MINES ParisTech

[Edit schools ranking](#)

Admission:

You have rejected your admission to AgroParisTech

[Confirm your admission](#)

THE INTERNATIONAL ADMISSION PROCESS IS CLOSED

Rank ParisTech schools:

1 - AgroParisTech

2 - Chimie ParisTech

3 - École des Ponts ParisTech

4 - ESPCI Paris

5 - Institut d'Optique

6 - MINES ParisTech

Admission:

You have confirmed your admission to AgroParisTech

The session for confirm your admission is closed

Welcome at ParisTech!



CONTACTING THE PRESIDENT OF PARISTECH'S JURY

SENDING AN EMAIL TO THE JURY

The screenshot shows the 'Contact' page of the ParisTech International Admission Program. The page has a header with the ParisTech logo and 'International Admission Program'. Below the header are three tabs: 'Application', 'Steps and follow up', and 'Contact'. The 'Contact' tab is selected and circled in red. Below the tabs, there is a text prompt: 'If you need to contact the ParisTech jury president, please complete the frame below.' followed by 'Your request:'. There is a large text input field with a double-slash icon at the end. Below the input field is a teal 'SEND' button. A teal box with the number '2' is placed to the left of the 'SEND' button. A teal arrow points from the input field to a box labeled 'Enter your message' which contains a teal box with the number '1'.

ParisTech International Admission Program

Log out

Application Steps and follow up **Contact**

If you need to contact the ParisTech jury president, please complete the frame below.

Your request:

SEND

2

Enter your message

1

ParisTech

#Cooperate

#Innovate

#Share

www.paristech.fr

